

Raja Mansingh Tomar Music & Art University, Gwalior (M.P.)

**RAJA MANSINGH TOMAR MUSIC & ART
UNIVERSITY, GWALIOR (M.P.)
2021**

FASHION DESIGN

1 YEAR

CERTIFICATE COURSE

**FASHION DESIGN
PROGRAMME**



Raja Mansingh Tomar Music & Art University, Gwalior (M.P.)

**RAJA MANSINGH TOMAR MUSIC & ART
UNIVERSITY GWALIOR (M.P.)**


Certificate Course-Fashion Design

One Year Course

Scheme of Exam

Total Marks: 200

PAPER			SIZE	TIME	MARKS
1 Theory	I	Basics of Textiles			50
	II	Basic Sewing			50
2 Practical	I	Basic Sewing	A3	3 Hrs.	50
	II	Art and Design	A3	3 Hrs.	50
Grand Total					200



**RAJA MANSINGH TOMAR MUSIC & ART
UNIVERSITY GWALIOR (M.P.)**

**Certificate Course-Fashion Design
One Year Course**

PAPER I (THEORY): BASIC OF TEXTILES

TOTAL MARKS: 50

UNIT 1

- Importance of Textiles and relation to fashion designing.
- Essential properties of textile fibers
- Classification of textiles fibers

UNIT 2

- Spinning the yarns
- Fabric forming methods
 - i. Looms and Weaving
 - ii. Knitting
 - iii. Non-Woven

UNIT 3

- Introduction to basic weaves: plain, rib, basket, twill sateen, satin, huckaback, honeycomb, pile, and swivel
- Advantages and disadvantages

UNIT 4

- Finishing on fabric,
- Sociological and Psychological significance of clothing
- Selection of special fabrics

UNIT 5

- Care and storage of clothing
- Important Indian fabrics.

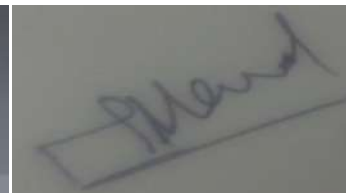



ASSIGNMENT DETAILS

- i. Identification of 10 fabric swatches of 3”X3” by burning test for natural and manmade Fibers.
- ii. Collection of different yarns available in market and collection of weaved and knitted fabrics
- iii. Representation of the following basic weaves on graph paper.
- iv. Collection of fabric for special use.
- v. Collection famous textiles of India.

REFERENCE BOOKS:

1. Textile from fiber to fabric Sixth edition Berard Cobman Mc Grew Hill International Edition 1983
2. Understanding Textiles Sixth Edition Bellie. J. Collier, Phyllis Toratora Prentice Hall Inc., 2001
3. J.J. Pizzuto's Fabric Science – Seventh Edition Arthur Price, Allen C-Cohen, Ingrid Johnson Fairchild Publications 1999
4. Textiles – Tenth Edition Sar. J.Kadolph Pearson Prantice Hall 2007-08
5. Clothing Technology Sheif Jefferson Abhishek Publications 2005
6. Vastra vigyaan and paridhan, Dr. Pramila Verma, Bihar Hindi Granth Academy



PAPER II (THEORY): BASIC OF SEWING

TOTAL MARKS: 50

UNIT 1

- Parts of sewing machines,
- Introduction to Sewing Machines attachments and their applications, Sewing defects and their remedies,
- Control, postural and safety parameters
- Types of special function machines,
- Qualities of good tailoring
- Tailoring equipment's

UNIT 2: Paper Exercise

- Introduction to Seams and Seam allowance
- Hem Finish
- Necklines and Facings – Fused, Un-fused and Bias.
- Fasteners – Hook and Eye, Button and Button Hole, Press Button, Draw Strings, Velcro, Zippers

UNIT 3

- Waistband Fused, Un-fused, Elastiozed
- Plackets/Openings – Slit, Blouse, Shirt Placket
- Pockets – Patch (square, three point), Flap, Inseam Pocket (Side)
- Cuffs (Square, Round)
- Shirt Collar and Stand Collar

UNIT 4

- Method of taking measurements



Raja Mansingh Tomar Music & Art University, Gwalior (M.P.)

- Standard measure table (male, female and children)
- Fabric estimation
- Direction of fabric
- Making pattern
- Layout on fabric

UNIT 5: Drafting, Pattern making and Sewing of basic garments -


- Apron/Bib
- Jhabla and Cap
- Simple frock
- Peticoat 6 Kali
- Simple Kurti
- Salwar
- Simple Blouse

ASSIGNMENTS DETAILS

- i. Making Labeled chart of Machine
- ii. Submission of various fasteners
- iii. Sample of different stitches using different machine setting in domestic machine

REFERENCES BOOKS

1. Complete Guide to Sewing Readers Digest the Reader's digest association, 1976
2. Complete Book of Sewing Alison Smith Darling Kindersley, 1999
3. Singer Sewing Book Gladys Cunningham The singer Company, 1st edition



Raja Mansingh Tomar Music & Art University, Gwalior (M.P.)


4. The sewing book Alison Smith Dorling Kindersley, 2009
5. Vastra vigyaan and paridhan, Dr. Pramila Verma, Bihar Hindi Granth Academy

SUBJECT: BASIC SEWING

(PRACTICAL)

TOTAL MARKS: 50

- i. Submission of all seams on muslin
- ii. Submission of Hem Finish on Muslin
- iii. Submission of Necklines and armhole facings
- iv. Submission of Waist bands Minimum 3 samples
- v. Submission of plackets
- vi. Submission of pockets
- vii. Submission of Cuffs
- viii. Submission Collars
- ix. Making of any five garments



SUBJECT: ART & DESIGN I
(PRACTICAL)

Total Marks: 50

UNIT 1: Basic Line & Shading Exercise -

- Lines & Shading Exercise using various pencil & color mediums. Such as, Grade pencils, Color pencils, Poster color/water color, Characoal
- Study of Basic Geometrical Shapes and their constructions

UNIT 2: Nature Study (Nature in form, Nature in print, Nature in texture)

- Sketching of natural forms from nature like flowers leaves, branches, plants etc.
- Conversion of natural forms into design forms
- Copying various textures from nature

UNIT 3: Object Drawing

- Drawing of 3-D geometrical shapes in different angles. Such as Cube, Pyramid, Cuboids, Cylindrical forms.
- Drawing manmade objects in different angles. Such as Bottles, Sharpener, Glass, Pencil, pen etc.
- Drawing of 2D & 3D forms by Orthographic & Isometric Projections.

UNIT 4: Human Figure Study

- Basic drawing of Male & Female figure with appropriate proportions.



Raja Mansingh Tomar Music & Art University, Gwalior (M.P.)

- Various views of the Male & Female figure (Front, Back, Side and 3/4th)

UNIT 5: Printing and Embroidery

- Students will make 10 samples of various stitches.
- Block printing, stencil printing
- Tie and dye

ASSIGNMENTS -

1. Line exercise with Grade pencil (HB, 2B, 3B, 4B, 5B, 6B) Students will practice lines on A3 Size pages using Horizontal Vertical, Diagonal, Light to Dark, Dark to Light
2. Draw different shapes and constructing using geometry box.
3. Drawing of different Natural forms and converting them to make different Design forms.
 - Students will draw 20 Natural forms from the surroundings and will convert these into Design forms by selecting best 5 forms.
4. Perspective drawing of geometrical shapes like Cube, Cuboids, Pyramid or combination of these three.
5. Drawing manmade objects in different angles (still life).
 - Students will draw objects like Bottles, Sharpener, Glass, Pencil, Pen etc. in specific angles. (total number of objects – 3)
6. Conversion of 3D into 2D (front view, Top view and side view of a given object.
Conversion of 2D into 3D (Construct 3D image from 3 views of a given object)
7. Drawing basic Human Figure with the help of stick figure, block figure & fleshing of the figure with different positions with reference and use of Mannequin.
 - Students will draw 20 figures.



Raja Mansingh Tomar Music & Art University, Gwalior (M.P.)

8. Students will make 10 samples of various stitches.
9. Sample of Block printing, stencil printing – three of each
10. Sample of tie and dye method of dying – 06 Samples.

REFERENCES BOOKS

1. Grade Examination – Drawing Made Easy Subodh Narvekar Avdhut Narvekar Navneet Publication (India) Ltd.
2. Sketching and Drawing Vasudev Karnath – Jyotsna Prakashan Pune, 2nd Edition, 2006
3. Still Life Sanjay Shelar Jyotsna Prakashan, Pune, 1st Edition 2007
4. Perspective Milind Mulik Jyotsna Prakashan, Pune, 1st Edition, 2006
5. Colour Pencil Rahul Deshpande, Gopal Nandurkar Jyotsna Prakashan, Pune, 1st Edition, 2004
6. Draw and Paint Pundalik Vaze - Jyotsna Prakashan, Pune, 1st Edition, 2002
7. Figure study made easy Aditya Chaari Grace Publication, Mumbai 2005
8. Anatomy and Drawing Vicotor Perard Grace Publication, Mumbai 2000
9. The Complete Book of Drawing Human Body Keshav Kumar Adarsh Book New Delhi – 2 Publication Year 2004
10. Figure Drawing Made Easy Shankar Modgekar Grace Prakashan Bombay, Publication Year – 2000 Vastra Vigyaan and Paridhan, Dr. Pramila Verma, Bihar Hindi Granth Academy.

